

Im Hofstätt 11
D-72359 Dotternhausen
Tel +49 (0)7427 9480-0
Fax +49 (0)7427 9480-7025
e-mail info@proactiv-gmbh.de
www.proactiv-gmbh.de



SPEEDY A2 for stair climber devices Active easy running rigid frame wheelchair

Maximum user weight limit 120 kg

A9020100000 € 4,010.00

Quotation date: _____

**Consultation was carried out by
Staff at the medical supplies shop:** _____

Order date: _____

according to GTC PRO ACTIV Reha-Technik GmbH

Medical suppliers / company address:

Cust. no.: _____
Name: _____
Street: _____
Postcode / city: _____
Phone: _____
Fax: _____
E-Mail: _____
Contact: _____

Shipping address: same as company address

Other (see below)

Name: _____
Street: _____
Postcode / city: _____

Customer name / commission:

Surname, forename: _____
Street: _____
Postcode / city: _____
Phone: _____
Fax: _____
E-Mail: _____
D.O.B: _____
Paying organisation: _____

Invoicing address: same as company address

other (see below)

Cust. no.: _____
Name: _____
Street: _____
Postcode / city: _____
Phone: _____
Fax: _____
E-Mail: _____
Contact: _____

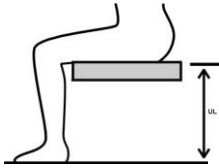
Basic sized

Body size:

Body height: _____ cm

Weight: _____ cm

Lower leg length: _____ cm

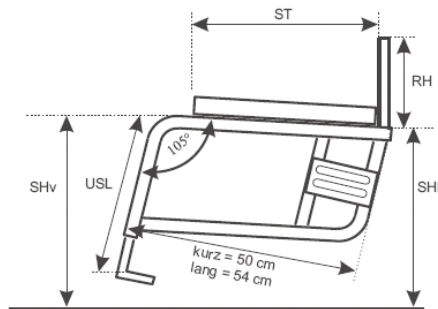


(anatomic dimension: hollow of the knee to the foot sole)

Indication: _____

This information is necessary for checking. If the information is missing, a check of the relevant items cannot be made!

Wheelchair dimensions:



Seat width SB	<input type="checkbox"/> 38 <input type="checkbox"/> 39 <input type="checkbox"/> 40 <input type="checkbox"/> 41 <input type="checkbox"/> 42 <input type="checkbox"/> 43 <input type="checkbox"/> 44 <input type="checkbox"/> 45 <input type="checkbox"/> 46 <input type="checkbox"/> 47 <input type="checkbox"/> 48 <input type="checkbox"/> 49 <input type="checkbox"/> 50																																																		
Seat depth ST	<table border="1"> <tr> <th colspan="4">Short frame</th> <th colspan="5">Long frame</th> </tr> <tr> <td><input type="checkbox"/> 36</td><td><input type="checkbox"/> 37</td><td><input type="checkbox"/> 38</td><td><input type="checkbox"/> 39</td> <td><input type="checkbox"/> 40</td><td><input type="checkbox"/> 41</td><td><input type="checkbox"/> 42</td><td><input type="checkbox"/> 43</td><td><input type="checkbox"/> 44</td> </tr> <tr> <td><input type="checkbox"/> 40</td><td><input type="checkbox"/> 41</td><td><input type="checkbox"/> 42</td><td><input type="checkbox"/> 43</td> <td><input type="checkbox"/> 45</td><td><input type="checkbox"/> 46</td><td><input type="checkbox"/> 47</td><td><input type="checkbox"/> 48</td><td></td> </tr> </table>	Short frame				Long frame					<input type="checkbox"/> 36	<input type="checkbox"/> 37	<input type="checkbox"/> 38	<input type="checkbox"/> 39	<input type="checkbox"/> 40	<input type="checkbox"/> 41	<input type="checkbox"/> 42	<input type="checkbox"/> 43	<input type="checkbox"/> 44	<input type="checkbox"/> 40	<input type="checkbox"/> 41	<input type="checkbox"/> 42	<input type="checkbox"/> 43	<input type="checkbox"/> 45	<input type="checkbox"/> 46	<input type="checkbox"/> 47	<input type="checkbox"/> 48																								
Short frame				Long frame																																															
<input type="checkbox"/> 36	<input type="checkbox"/> 37	<input type="checkbox"/> 38	<input type="checkbox"/> 39	<input type="checkbox"/> 40	<input type="checkbox"/> 41	<input type="checkbox"/> 42	<input type="checkbox"/> 43	<input type="checkbox"/> 44																																											
<input type="checkbox"/> 40	<input type="checkbox"/> 41	<input type="checkbox"/> 42	<input type="checkbox"/> 43	<input type="checkbox"/> 45	<input type="checkbox"/> 46	<input type="checkbox"/> 47	<input type="checkbox"/> 48																																												
Back height RH	<input type="checkbox"/> 20 <input type="checkbox"/> 21 <input type="checkbox"/> 22 <input type="checkbox"/> 23 <input type="checkbox"/> 24 <input type="checkbox"/> 25 <input type="checkbox"/> 26 <input type="checkbox"/> 27 <input type="checkbox"/> 28 <input type="checkbox"/> 29 <input type="checkbox"/> 30 <input type="checkbox"/> 31 <input type="checkbox"/> 32 <input type="checkbox"/> 33 <input type="checkbox"/> 34 <input type="checkbox"/> 35 <input type="checkbox"/> 36 <input type="checkbox"/> 37 <input type="checkbox"/> 38 <input type="checkbox"/> 39 <input type="checkbox"/> 40 <input type="checkbox"/> 41 <input type="checkbox"/> 42 <input type="checkbox"/> 43 <input type="checkbox"/> 44 <input type="checkbox"/> 45 <input type="checkbox"/> 46 <input type="checkbox"/> 47 <input type="checkbox"/> 48																																																		
Lower leg length USL	<table border="1"> <tr> <th colspan="5">Short frame</th> <th colspan="5">Long frame</th> </tr> <tr> <td><input type="checkbox"/> 33</td><td><input type="checkbox"/> 34</td><td><input type="checkbox"/> 35</td><td><input type="checkbox"/> 36</td><td><input type="checkbox"/> 37</td> <td><input type="checkbox"/> 35</td><td><input type="checkbox"/> 36</td><td><input type="checkbox"/> 37</td><td><input type="checkbox"/> 38</td><td><input type="checkbox"/> 39</td> </tr> <tr> <td><input type="checkbox"/> 38</td><td><input type="checkbox"/> 39</td><td><input type="checkbox"/> 40</td><td><input type="checkbox"/> 41</td><td><input type="checkbox"/> 42</td> <td><input type="checkbox"/> 40</td><td><input type="checkbox"/> 41</td><td><input type="checkbox"/> 42</td><td><input type="checkbox"/> 43</td><td><input type="checkbox"/> 44</td> </tr> <tr> <td><input type="checkbox"/> 43</td><td><input type="checkbox"/> 44</td><td><input type="checkbox"/> 45</td><td><input type="checkbox"/> 46</td><td><input type="checkbox"/> 47</td> <td><input type="checkbox"/> 45</td><td><input type="checkbox"/> 46</td><td><input type="checkbox"/> 47</td><td><input type="checkbox"/> 48</td><td><input type="checkbox"/> 49</td> </tr> <tr> <td><input type="checkbox"/> 48</td><td><input type="checkbox"/> 49</td><td><input type="checkbox"/> 50</td><td></td><td></td> <td><input type="checkbox"/> 50</td><td><input type="checkbox"/> 51</td><td><input type="checkbox"/> 52</td><td></td><td></td> </tr> </table>	Short frame					Long frame					<input type="checkbox"/> 33	<input type="checkbox"/> 34	<input type="checkbox"/> 35	<input type="checkbox"/> 36	<input type="checkbox"/> 37	<input type="checkbox"/> 35	<input type="checkbox"/> 36	<input type="checkbox"/> 37	<input type="checkbox"/> 38	<input type="checkbox"/> 39	<input type="checkbox"/> 38	<input type="checkbox"/> 39	<input type="checkbox"/> 40	<input type="checkbox"/> 41	<input type="checkbox"/> 42	<input type="checkbox"/> 40	<input type="checkbox"/> 41	<input type="checkbox"/> 42	<input type="checkbox"/> 43	<input type="checkbox"/> 44	<input type="checkbox"/> 43	<input type="checkbox"/> 44	<input type="checkbox"/> 45	<input type="checkbox"/> 46	<input type="checkbox"/> 47	<input type="checkbox"/> 45	<input type="checkbox"/> 46	<input type="checkbox"/> 47	<input type="checkbox"/> 48	<input type="checkbox"/> 49	<input type="checkbox"/> 48	<input type="checkbox"/> 49	<input type="checkbox"/> 50			<input type="checkbox"/> 50	<input type="checkbox"/> 51	<input type="checkbox"/> 52		
Short frame					Long frame																																														
<input type="checkbox"/> 33	<input type="checkbox"/> 34	<input type="checkbox"/> 35	<input type="checkbox"/> 36	<input type="checkbox"/> 37	<input type="checkbox"/> 35	<input type="checkbox"/> 36	<input type="checkbox"/> 37	<input type="checkbox"/> 38	<input type="checkbox"/> 39																																										
<input type="checkbox"/> 38	<input type="checkbox"/> 39	<input type="checkbox"/> 40	<input type="checkbox"/> 41	<input type="checkbox"/> 42	<input type="checkbox"/> 40	<input type="checkbox"/> 41	<input type="checkbox"/> 42	<input type="checkbox"/> 43	<input type="checkbox"/> 44																																										
<input type="checkbox"/> 43	<input type="checkbox"/> 44	<input type="checkbox"/> 45	<input type="checkbox"/> 46	<input type="checkbox"/> 47	<input type="checkbox"/> 45	<input type="checkbox"/> 46	<input type="checkbox"/> 47	<input type="checkbox"/> 48	<input type="checkbox"/> 49																																										
<input type="checkbox"/> 48	<input type="checkbox"/> 49	<input type="checkbox"/> 50			<input type="checkbox"/> 50	<input type="checkbox"/> 51	<input type="checkbox"/> 52																																												
Seat height back SHh (for 24" drive wheels)	<table border="1"> <tr> <th colspan="4">Short frame</th> <th colspan="4">Long frame</th> </tr> <tr> <td><input type="checkbox"/> 37</td><td><input type="checkbox"/> 38</td><td><input type="checkbox"/> 39</td><td><input type="checkbox"/> 40</td> <td><input type="checkbox"/> 39</td><td><input type="checkbox"/> 40</td><td><input type="checkbox"/> 41</td><td><input type="checkbox"/> 42</td> </tr> <tr> <td><input type="checkbox"/> 41</td><td><input type="checkbox"/> 42</td><td><input checked="" type="checkbox"/> 43</td><td></td> <td><input type="checkbox"/> 43</td><td><input type="checkbox"/> 44</td><td><input checked="" type="checkbox"/> 45</td><td></td> </tr> </table>	Short frame				Long frame				<input type="checkbox"/> 37	<input type="checkbox"/> 38	<input type="checkbox"/> 39	<input type="checkbox"/> 40	<input type="checkbox"/> 39	<input type="checkbox"/> 40	<input type="checkbox"/> 41	<input type="checkbox"/> 42	<input type="checkbox"/> 41	<input type="checkbox"/> 42	<input checked="" type="checkbox"/> 43		<input type="checkbox"/> 43	<input type="checkbox"/> 44	<input checked="" type="checkbox"/> 45																											
Short frame				Long frame																																															
<input type="checkbox"/> 37	<input type="checkbox"/> 38	<input type="checkbox"/> 39	<input type="checkbox"/> 40	<input type="checkbox"/> 39	<input type="checkbox"/> 40	<input type="checkbox"/> 41	<input type="checkbox"/> 42																																												
<input type="checkbox"/> 41	<input type="checkbox"/> 42	<input checked="" type="checkbox"/> 43		<input type="checkbox"/> 43	<input type="checkbox"/> 44	<input checked="" type="checkbox"/> 45																																													
Seat height front SHv (for 5" caster wheel)	<table border="1"> <tr> <th colspan="4">Short frame</th> <th colspan="5">Long frame</th> </tr> <tr> <td><input type="checkbox"/> 44</td><td><input type="checkbox"/> 45</td><td><input type="checkbox"/> 46</td><td><input type="checkbox"/> 47</td> <td><input type="checkbox"/> 46</td><td><input type="checkbox"/> 47</td><td><input type="checkbox"/> 48</td><td><input type="checkbox"/> 49</td><td><input type="checkbox"/> 50</td> </tr> <tr> <td><input type="checkbox"/> 48</td><td><input type="checkbox"/> 49</td><td><input type="checkbox"/> 50</td><td><input type="checkbox"/> 51</td> <td><input type="checkbox"/> 51</td><td><input type="checkbox"/> 52</td><td><input type="checkbox"/> 53</td><td><input type="checkbox"/> 54</td><td></td> </tr> </table>	Short frame				Long frame					<input type="checkbox"/> 44	<input type="checkbox"/> 45	<input type="checkbox"/> 46	<input type="checkbox"/> 47	<input type="checkbox"/> 46	<input type="checkbox"/> 47	<input type="checkbox"/> 48	<input type="checkbox"/> 49	<input type="checkbox"/> 50	<input type="checkbox"/> 48	<input type="checkbox"/> 49	<input type="checkbox"/> 50	<input type="checkbox"/> 51	<input type="checkbox"/> 51	<input type="checkbox"/> 52	<input type="checkbox"/> 53	<input type="checkbox"/> 54																								
Short frame				Long frame																																															
<input type="checkbox"/> 44	<input type="checkbox"/> 45	<input type="checkbox"/> 46	<input type="checkbox"/> 47	<input type="checkbox"/> 46	<input type="checkbox"/> 47	<input type="checkbox"/> 48	<input type="checkbox"/> 49	<input type="checkbox"/> 50																																											
<input type="checkbox"/> 48	<input type="checkbox"/> 49	<input type="checkbox"/> 50	<input type="checkbox"/> 51	<input type="checkbox"/> 51	<input type="checkbox"/> 52	<input type="checkbox"/> 53	<input type="checkbox"/> 54																																												
Tipping point KP (front side rear tube to axis middle drive wheel)	<input type="checkbox"/> 6 <input type="checkbox"/> 7 <input checked="" type="checkbox"/> 8 <input type="checkbox"/> 9 <input type="checkbox"/> 10 <input type="checkbox"/> 11 <input type="checkbox"/> 12 <input type="checkbox"/> 13																																																		

Please select the required dimensions (all dimensions are in cm).

The underlined values are the standard settings.

The values SHh and SHv may deviate from the specified values depending on the wheel size and wheel camber!

scalamobil attachment is possible from SB 38 cm.

Frame colour - one-colour design

Information on current colour designs and example images at: www.proactiv-gmbh.de/farben.php

Frame colour: Selection from colour palette

Frame colour will be specified with order

A9000100170-000

Raw, blasted, not coated

A9000100170-020

Note: In combination with moisture e.g. hand perspiration, can affect dark aluminum discoloration.

Powder colours

White RAL 9016

gloss A9000100170-023

matt A9000100170-123 € 42.10

Brilliant silver

gloss A9000100170-011

Anthracite RAL 7016

gloss A9000100170-001

matt A9000100170-101 € 42.10

Black RAL 9005

gloss A9000100170-003

matt A9000100170-019 € 42.10

Pure orange RAL 2004

gloss A9000100170-022

matt A9000100170-122 € 42.10

Pink magenta RAL 4010

gloss A9000100170-037

matt A9000100170-137 € 42.10

Pastel blue RAL 5024

gloss A9000100170-036

matt A9000100170-136 € 42.10

Lemon green

gloss A9000100170-005

matt A9000100170-105 € 42.10

Yellow RAL 1023

gloss A9000100170-046

matt A9000100170-146 € 42.10

Red RAL 3001

gloss A9000100170-047

matt A9000100170-147 € 42.10

Lagoon blue

gloss A9000100170-052

matt A9000100170-152 € 42.10

Athletic grey

gloss A9000100170-050

matt A9000100170-150 € 42.10

Muddy grey

gloss A9000100170-051

matt A9000100170-151 € 42.10

Powder colours „Dormant“

Deep black effect silver

gloss A9000100170-007

Sky blue

gloss A9000100170-017

Navy blue

gloss A9000100170-045

matt A9000100170-145 € 42.10

Electric green

gloss A9000100170-015

matt A9000100170-115 € 42.10

Violet

gloss A9000100170-044

Fire red

gloss A9000100170-018

matt A9000100170-118 € 42.10

Frame colour - One-colour design special colours “liquid coating”

€ 339.40

Storm (ice blue)

gloss A9000100170-500

matt A9000100170-501

Coffee

gloss A9000100170-520

matt A9000100170-521

Prairie (rose gold)

gloss A9000100170-504

matt A9000100170-505

Pearl (mother of pearl-white)

gloss A9000100170-524

matt A9000100170-525

Berry

gloss A9000100170-526

matt A9000100170-527

Blue ocean

gloss A9000100170-522

matt A9000100170-523

Emerald

gloss A9000100170-514

matt A9000100170-515

Mint

gloss A9000100170-528

matt A9000100170-529

Chili

gloss A9000100170-516

matt A9000100170-517

Frame colour - Two-colour design

Note: In the two-colour design, both colours are the same gloss level as the design colour.

Two-colour design with one base colour (on the rear frame) and one design colour (on the front frame) € 260.70

Please select a color from below:

Base colour (on the rear frame)

White RAL 9016

A9000100170-200

Brilliant silver

A9000100170-201

Anthracite RAL 7016

A9000100170-202

Black RAL 9005

A9000100170-203

Pastel blue RAL 5024

A9000100170-206

Lemon green

A9000100170-207

Yellow RAL 1023

A9000100170-208

Lagoon blue

A9000100170-212

Athletic grey

A9000100170-210

Muddy grey

A9000100170-211

Design colour (on the front frame)

Black RAL 9005

gloss A9000100170-259

matt A9000100170-260

Lemon green

gloss A9000100170-250

matt A9000100170-251

Chili

gloss A9000100170-253

matt A9000100170-254

Pure orange RAL 2004

gloss A9000100170-255

matt A9000100170-256

Coffee

gloss A9000100170-278

matt A9000100170-279

Mint

gloss A9000100170-286

matt A9000100170-287

Emerald

gloss A9000100170-274

matt A9000100170-275

Storm (ice blue)

gloss A9000100170-264

matt A9000100170-265

Prairie (rose gold)

gloss A9000100170-266

matt A9000100170-267

Pearl (mother of pearl-white)

gloss A9000100170-282

matt A9000100170-283

Berry

gloss A9000100170-284

matt A9000100170-285

Blue ocean

gloss A9000100170-280

matt A9000100170-281

Colour - Attachment parts

Note: If not specified, the caster fork and bearing block will be mounted in black.

Drive wheel: aluminum rim, hub and spokes

Black A9000100171-003

Caster fork and bearing block

Silver A9000100173-011

Black A9000100173-003

Colour design of attachment parts according to customer request:

Drive wheel: Aluminium rim and design inlet¹

Frame colour A9000100171-999 € 242.30

Select from one-colour design (different from the frame color) A9000100171-998 € 280.50

Colour: _____

A9000100170-

Caster wheel: 5" aluminium rim² (3-spoke design)

Frame colour A9000100174-999 € 73.00

Select from one-colour design (different from the frame color) A9000100174-998 € 84.60

Colour: _____

A9000100170-

Special colour requests (frame or attachment parts)

Frame colour for single purchasing

Selection from RAL colour palette

A9000100170-100 € 402.30

Gloss level

gloss

matt

colour name

RAL number

Note: attachment parts are **not** possible in design colors

¹ Only in conjunction with Liteline hub (with drive wheel aluminum rim with 18 or 36 spokes, single rim)

² Only in conjunction with caster wheel 5" aluminum rim 3-spoke design good shock absorption A900050121*, as well as with suspension fork 5-spoke design A9000500160*

Frames

Straight front end

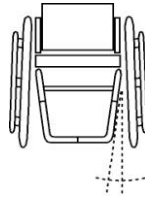
A9020100010-K*



Front end V-shape

A9020100020-K* € 249.50

Note: Footrest area with V-shape
 $x = SB - (0.25 \times USL + 6 \text{ cm})$



Frame angle

Knee angle 105°

A9000100050-001

Knee angle 95°

A9000100050-002 € 329.10

Rear frame angle 105°

A9010100100-001
 KP from 6 cm to 13 cm

Push handles

Back tube with integrated handles

A9000401051-K € 126.60
 straight



Aluminum push handles fixed in back tube

A9000401050 € 126.60
 from RH 23 cm



Horizontal push handles screwed into the back tube

A9000401076 € 234.80
 can be unscrewed



Safety push handles height adjustable

A9000401060* € 210.10

Mount in the back tube
 from RH 30 cm with adaptable back
 from RH 35 cm for back tube with lordosis support
 from RH 43 cm with back shell



Safety push handles back-positioned length 45 cm

A9000401075 € 362.00

continuous height adjustment,
 Safety push handle holder mounted on the
 back cross bar
 Up to SB 42 cm or body weight 95 kg
 Not in combination with swing-away armrest



Equipment without push handles

A9000401000



Backrest

Folding backrest

A9000400011
 7-way angle adjustable,
 with integrated plastic-coated aluminum side parts



Back tube with lordosis support

A9000400005-K € 111.10

- 1 cm
- 2 cm
- 3 cm



Back equipment

If not specified, the "Adaptable back with back padding" will be delivered.

Adaptable back with back padding

- A9000802010-K
Cover: Black, breathable, open surface
Equipment with back cross bar



Back rise + 3 - 5 cm

- A9000802100 € 151.60
for the nominal back height dimension
Only in combination with height-adjustable
push handles



Equipment without back upholstery and back padding or back system

- A9000802011 € - 53.00
Equipment with back cross bar

For other back systems for example ergonomic back shell, see separate order sheet: "PRO ACTIV seat and back systems"



You will find our PRO ACTIV transport restraint systems on our separate "Transport restraint systems" order sheet




Seat upholstery

If not specified, the "Body Contour seat upholstery" will be delivered.


Body Contour

- A9000801025-K
approved up to a body weight of 120 kg



Open belt system

- A9000801010-K € 74.70

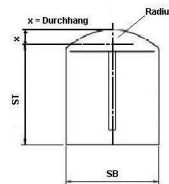
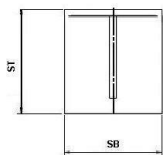


Equipment without seat upholstery

- A9000801050



Seat cushion



Seat cushion in rectangular contour Inlet: Standard

- A9000805180-K* € 111.90

Seat cushion with radius contour Inlet: Standard

- A9000800300-K* € 155.40

Seat cushion height:

- 3 cm 5 cm
 4 cm 6 cm

Seat cushion in rectangular contour Inlet: Anti-Decubitus

- up to 30x30 cm A9000805204-K* € 290.00
 >30x30 up to 50x50 cm A9000805200-K* € 422.00

Seat cushion with radius contour Inlet: Anti-Decubitus

- up to 30x30 cm A9000800311-K* € 342.80
 >30x30 up to 50x50 cm A9000800310-K* € 465.90

Seat cushion height:

- 4 cm
 6 cm

Cover:

- Black, breathable, open surface
 Black, breathable, closed surface

If no specification is made, the cover material "Black, breathable, open surface" will be delivered.

- Seat cushion is existing

You can also find the seat cushions on our separate order sheet: "PRO ACTIV seat and backrest systems"

Clothing guard

Aluminum clothing guard removable via lock function

Adjustable following wheel arch
Only in combination with folding backrest



in anthracite matt

A9000403210-K € 236.10

in frame colour (basic colour with two-colour design)

A9000403211-K € 302.00

in design colour (only possible with frame colour in two-colour design)

A9000403212-K € 335.00

Carbon clothing guard removable via lock function

A9000400012-K € 547.30

Adjustable following wheel arch
Only in combination with folding backrest



Armrests

Armrest, height adjustable, integrated in the clothing guard

Including aluminum clothing guard with arm padding 25 cm long
Removable via lock function
Only in combination with folding backrest

in anthracite matt

A9000400008-K € 553.00

in frame colour (basic colour with two-colour design)

A9000400009-K € 603.80



in design colour (only possible with frame colour in two-colour design)

A9000400010-K € 629.20

Armrest, height adjustable, integrated in the clothing guard

A9000400018-K € 836.90

Including carbon clothing guard with arm padding 25 cm long
Removable via lock function
Only in combination with folding backrest

Armrests folding up, removable

A9000403141-K € 348.10

with arm padding 25 cm long
Positioning: upper arm padding edge approx. 25 to 31 cm above the seat tube, adjustable in 1.5 cm steps
Not possible in combination with back-positioned safety push handles



DESK side part with armrest 38 cm

A9010403160 € 465.50

removable, height-adjustable (Overall width + 4 cm)
Not possible in combination with aluminum / carbon clothing guard

Axle plate

Standard equipment with 12 mm sockets/axles. Further axle plates on request.

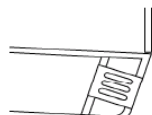
2-slot axle plate

A9000201000*
Seat height back (with 24" wheel):
short frame = approx. 37 - 43 cm
long frame = approx. 39 - 45 cm



3-slot axle plate

A9000201020* € 169.60
Seat height back (with 24" wheel):
short frame = approx. 40 - 46 cm
long frame = approx. 42 - 48 cm



Mounting Scala-Mobil

Possible from SB 38 cm.
For SB 38 - 40 cm, mounting must take place at Alber GmbH.
The Scala-Mobil and the corresponding brackets can be ordered from Alber GmbH.

Wheelchair delivery to

Alber GmbH | Specialist dealer

Wheel camber

*Total width with tight-mounted handrim.

1° drive wheel camber

A9000202010*
Total width = approx. SB + 20 cm*

4° drive wheel camber

A9000202030*
Total width = approx. SB + 26 cm*

6° drive wheel camber

A9000202040*
Total width = approx. SB + 30 cm*

E-Adaptations

Preparation for the "e-motion" / „e-motion DuoDrive“ mounting

A9000201200 € 488.30

Equipment: e-motion torque support, 1/2" axle and socket length 50.8 mm (2")
PRO ACTIV and Alber recommend anti-tipping supports are installed in pairs. Please choose "Adaptations" under the selection.

Preparation for the "e-fix" mounting

A9000201210 € 488.30

Equipment: 1/2" axle, socket length 50.8 mm (2") and e-fix torque support.
PRO ACTIV and Alber recommend anti-tipping supports are installed in pairs. Please choose "Adaptations" under the selection.
Please order Alber anti-tipping supports and corresponding components direct from Alber.

Brake system

If not specified, the "Brake system push to lock with standard brake handle" will be delivered.

Recommendation: For KP 7 cm or lower, we recommend the „Brake system push to lock with brake handle 20° outwards“.

Brake system push to lock Standard brake handle

A9000701010-001



Brake system push to lock Long brake handle

A9000701010-002



Brake system push to lock Low brake handle

A9000701010-003



Brake system push to lock Brake handle 20° outwards

- Standard brake handle
A9000700002
- Long brake handle
A9000701010-004



Brake system push to lock Brake handle to flip-down


A9000706008 € 154.00
Length: 9 cm



Drum brake

A9000702011-K* € 460.20

Operating from the push handle
Total wheelchair width (see selection "Wheel camber") + 3 cm
Depending on the seat height, the 2-slot wheel plate A9000201000* is mounted in order to protect the drum brake anchors.
Please note:
- Only in combination with drive wheel aluminum 36-spoke rim wheel
- Not in combination with one-hand drive, e-fix or e-motion



Footrest

If not specified, the "continuous footrest" will be delivered.

Continuous footrest

A9016601010-K*
with tubular resting bracket
height adjustable +/- 3 cm
If the footrest is wanted with a "rubber coated
footplate", please select this under "Footrest
accessories"



Footrest folding up to one side

A9016601300-K* € 168.80
with continuous tubular resting bracket,
height adjustable +/- 3 cm,
can be swung away,
cannot be removed
for KW 95° from USL 35 cm
for KW 105° from USL 40 cm
with V-shape from SB 40 cm
If the footrest is wanted with a "rubber coated
footplate", please select this under "Footrest
accessories"



Footrest folds up to the rear with spring locking mechanism

A9016602005-K* € 279.00
with tubular resting bracket
from USL 40 cm
only with V-shape and long frame
If the footrest is wanted with a "rubber coated
footplate", please select this under "Footrest
accessories"



Footrest folds up to the rear

A9016602010-K* € 298.90
with tubular resting bracket and 20 mm
operating lever
for KW 95° from USL 38 cm
for KW 105° from USL 42 cm
straight front end from SB 33 cm
V-shape from SB 38 cm
Support width from 20 cm
If the footrest is wanted with a "rubber coated
footplate", please select this under "Footrest
accessories"



Divided footrest

A9016603200-K € 327.00
with rubber coated footplate,
height adjustable +/- 3 cm, angle adjustment,
can be pivoted outwards and folded up to the
side
including frame reinforcement
V-shape from SB 40 cm



"Swing Away" footrest

A9016604100-K € 392.90
with rubber coated footplate,
separated in the middle, can be folded to the
side, removable,
can be folded up, height-adjustable,
angle-adjustable
including frame reinforcement
from USL 34 cm



Footrest accessories

Rubber coated footplate

A9000610000-K € 122.20
bolted, angle-adjustable
Depth: 14 cm



Footrest side stop

A9000610100 € 58.00
adjustable
only in combination with rubber coated
footplate



Adaptations

Anti-tipping support

right side
A9000300110-K* € 164.20
 left side
A9000300111-K* € 164.20
with tension spring and universal adapter
pivotable
For optimum pivoting behaviour, the
seat slope should be > 3 cm



3" caster wheel

3" safety light-up wheel (80 mm)

A9000501110 € 68.70
puncture-proof



4" caster wheel

4" caster wheel „Standard“ solid rubber black

A9000501011-004 (82A), puncture-proof



4" Skate wheel (100 mm)

A9000501120 € 68.70
puncture-proof



4" safety light-up wheel (100 mm)

A9000501220 € 92.00
puncture-proof



4" Frog Legs caster wheel (100 mm)

A9000501230 € 206.30
with replaceable rubber 6 mm, puncture-proof
Colour: black, silver rim
Incl. hair guard spacer (5.3 mm)



5" caster wheel

5" caster wheel „Standard“ PU black

A9000501036-005 (82A), puncture-proof



5" caster wheel „Standard“ PU grey

A9000501031-005 (82A), puncture-proof



5" safety light-up wheel (125 mm)

A9000501221 € 92.00
puncture-proof



5" aluminum rim 3-spoke design "good shock absorption"

Silver A9000501210 € 174.60

Black A9000501211 € 174.60

with replaceable rubber 6 mm medium hard, puncture-proof
Incl. hair guard spacer (3 mm)



5" Frog Legs caster wheel (125 mm)

A9000501232 € 206.30
with replaceable rubber 6 mm, puncture-proof
Colour: black, silver rim
Incl. hair guard spacer (5.3 mm)



6" caster wheel

6" caster wheel „Standard“ PU grey

A9000501010-006
(82A), puncture-proof



6" caster wheel "pneumatic tyre"

A9000501050 € 55.50



6" caster wheel "Flexel System"

A9000501070 € 55.50
puncture-proof



Caster fork

If not specified, the "standard caster fork with screw axle" is supplied.

Caster fork Standard

A9000500100-K001
with screwed axle

A9000500100-K002 € 162.50
with quick-release axle



Caster fork Heavy Duty for high loads

Extra weight approx. 100 - 150 gr.

A9000510111-K001 € 52.40
with screwed axle

A9000510111-K002 € 212.50
with quick-release axle



Suspension fork

inkl. 5" aluminum rim "good shock absorption"

A9000500160-K002 € 598.90
with quick-release axle



Caster fork spare wheel „Standard“

A9000500300-K € 288.10
Caster fork Standard with quick-release axles



Caster fork spare wheel „Heavy Duty“

A9000500301-K € 328.10
Caster fork Heavy Duty with quick-release axles



The spare caster fork does not have a caster wheel.
In case a caster wheel is requested, please put a cross on a second selection in the category "Caster wheels".

Track distance

Caster wheel track extension



A9000500400* € 57.40
10 mm per side

A9000500401* € 57.40
15 mm per side

A9000500410* € 57.40
20 mm per side

Drive wheels

Information about other rim types, designs and availability can be found at: www.proactiv-gmbh.de.
If not specified, the "drive wheel 36 spokes aluminum rim" will be delivered.

Drive wheel 18-spoke aluminum rim

- 24" (ETRTO 540)
A9000203122
with Liteline hub, radially spoked
Not in combination with:
- Puncture-proof tyres
- One-hand drive
- Drum brake
- Transport restraint connection
- Handbike
up to 70 kg body weight:

Sturz	Gewicht				
	1°	4°	6°	8°	10°
bis 50 Kg	✓	✓	✓	✓	✓
51 - 60 Kg	✓	✓	✓	✓	
61 - 70 Kg	✓	✓			



Drive wheel 36-spoke aluminum rim

- 24" (ETRTO 540)
A9000203000-010
with Liteline hub (left image),
radially spoked
up to 120 kg body weight
- 24" (ETRTO 540)
A9000203000-020
with aluminum front hub (right image),
radially spoked
over 120 kg body weight



Drive wheel double rim 36-spokes

- 24" (ETRTO 540)
A9000203100 € 153.20
- 25" (ETRTO 559)
A9000203200 € 153.20
- 26" (ETRTO 590)
A9000203300 € 153.20
with aluminum front hub,
radially spoked
Use with higher loads and body weight
> 120 kg



Spinergy wheel "Spox Sport" with 24 PBO spokes; rim, hub and spokes in black

- 24" (ETRTO 540) € 761.30
A9000203550
- 25" (ETRTO 559) € 761.30
A9000201559
- 26" (ETRTO 590) € 761.30
A9000203555



Spinergy „Everyday Light Extreme“ with 12 PBO spokes; rim and hub in black, spokes in white

- 24" (ETRTO 540) € 929.30
A9000203554
Recommendation: up to 70 kg body weight,
not in combination with handbike/traction
device use.



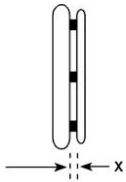
Spinergy „Everyday Light Extreme“ with 12 PBO spokes; rim, hub and spokes in black

- 24" (ETRTO 540) € 929.30
A9000203552
Recommendation: up to 70 kg body weight,
not in combination with handbike/traction
device use.



Handrims

x = dimension handrim attachment



Handrim attachment
general:

- x = 11 mm
- x = 19 mm

Handrim attachment
Curve + Gekko handrim:

- x = 10 mm
- x = 18 mm

If not specified, the handrim will be mounted wide (19 mm / 18 mm).

Stainless steel Ø 20 mm

- 24" handrim for 24" wheel and 25" wheel A9000205010-004
- 26" handrim for 26" wheel A9000205010-006



Aluminum Ø 19 mm silver anodised

- 24" handrim for 24" wheel and 25" wheel A9000205019-004



Aluminum Ø 19 mm powder coated in frame colour

(basic colour with two-colour design)

- = Gloss surface
- = Matt surface

Note: Matt coating is not recommended due to the low grip.

- 24" handrim for 24" wheel and 25" wheel A9000205020-004 € 66.30
- 26" handrim for 26" wheel A9000205020-006 € 66.30



Aluminum Ø 19 mm polished and hard-anodised

- 24" handrim for 24" wheel and 25" wheel A9000205030-004 € 160.10
- 26" handrim for 26" wheel A9000205030-006 € 160.10



Titanium Ø 19 mm

- 24" handrim for 24" wheel and 25" wheel A9000205040-004 € 325.80
- 26" handrim for 26" wheel A9000205040-006 € 325.80



Silicone handrim cover

- for 24" handrim A9000205100-004 € 226.00
- for 26" handrim A9000205100-006 € 226.00

Surface without structure, compatible with handrim Ø 19 mm or Ø 20 mm.



Ultra-Grip „very grippy“

- 24" handrim for 24" wheel and 25" wheel A9000205070-004 € 390.70
- 26" handrim for 26" wheel A9000205070-006 € 390.70



Ergo-Grip




- 24" handrim for 24" wheel and 25" wheel A9000205080-004 € 396.80
 - 26" handrim for 26" wheel A9000205080-006 € 396.80
- Attachment fitting to the rim



Curve black anodised, ergonomic handrim profile

- 24" handrim for 24" wheel and 25" wheel H 24 mm A9000205130-004 € 389.10
- 24" handrim for 24" wheel and 25" wheel H 31 mm, size L A9000205140-004 € 389.10
- 26" handrim for 26" wheel H 31 mm, size L A9000205140-006 € 389.10



<p>Curve silver anodised ergonomic handrim profile</p> <p><input type="checkbox"/> 24" handrim for 24" wheel and 25" wheel H 31 mm, size L A9000205160-004 € 394.30</p> 	<p>Curve powder-coated, ergonomic handrim profile</p> <p><input type="checkbox"/> = Frame colour (gloss surface) <input type="checkbox"/> = Black (gloss surface)</p> <p><input type="checkbox"/> 24" handrim for 24" wheel and 25" wheel H 24 mm A9000205135-004 € 454.00</p> <p><input type="checkbox"/> 24" handrim for 24" wheel and 25" wheel H 31 mm, size L A9000205145-004 € 454.00</p> <p><input type="checkbox"/> 26" handrim for 26" wheel H 31 mm, size L A9000205145-006 € 454.00</p> 	<p>Curve Grip, with Tetra-Grip coating, ergonomic handrim profile</p> <p><input type="checkbox"/> 24" handrim for 24" wheel and 25" wheel H 31 mm, size L A9000205150-004 € 505.50</p> 
<p>Quadro with Tetra-Grip coating</p> <p><input type="checkbox"/> 24" handrim for 24" wheel and 25" wheel A9000205170-004 € 517.50</p> <p><input type="checkbox"/> 25" handrim for 25" wheel A9000205170-005 € 517.50</p> <p><input type="checkbox"/> 26" handrim for 26" wheel A9000205170-006 € 517.50</p> 	<p>Gekko black anodised</p> <p><input type="checkbox"/> 24" handrim for 24" wheel and 25" wheel A9000205175-004 € 501.20</p> <p><input type="checkbox"/> 25" handrim for 25" wheel A9000205175-005 € 501.20</p> <p><input type="checkbox"/> 26" handrim for 26" wheel A9000205175-006 € 501.20 with a robust and replaceable silicone lip, fully integrated into the profile</p> 	<p>Gekko silver anodised</p> <p><input type="checkbox"/> 24" handrim for 24" wheel and 25" wheel A9000205185-004 € 513.20 with a robust and replaceable silicone lip, fully integrated into the profile</p> 
<p>Gekko S black anodised</p> <p><input type="checkbox"/> 24" handrim for 24" wheel and 25" wheel A9000205195-004 € 501.20 with a robust and replaceable silicone lip, fully integrated into the profile Profile height 24 mm</p> 	<p>Equipment without handrims</p> <p><input checked="" type="checkbox"/> A9000205990</p>	

Spoke guard

Finger- and spoke guard "transparent"

for 24" wheel
A9000206300-004 € 201.10

for 26" wheel
A9000206300-006 € 201.10

Not in combination with Spinergy drive wheels.



Tyres

If not specified, the "Schwalbe RightRun in black" tyres will be delivered.

Schwalbe „RightRun“ High-pressure tyres

24x1" (540-25)
A9000204001-004

Colour: Black
7.5 bar



Schwalbe „RightRun“ High-pressure tyres

24x1" (540-25)
A9000204000-004

25x1" (559-25)
A9000204000-005

26x1" (590-25)
A9000204000-006

Colour: Grey, black wall
7.5 bar



Schwalbe „DownTown“ Profiled tyres

24x1" (540-25)
A9000204010-004

7.5 bar



Schwalbe „Marathon Plus Evolution“ with "smart guard" puncture protection

24x1" (540-25)
A9000204030-014 € 47.80

25x1" (559-25)
A9000204030-015 € 47.80

26x1" (590-25)
A9000204030-016 € 47.80

Colour: Black
10 bar



Schwalbe „Marathon Plus“ with "smart guard" puncture protection

24x1" (540-25)
A9000204030-004 € 47.80

Colour: Grey, black wall
10 bar



Schwalbe „One“

24x1" (540-25)
A9000204123-004 € 90.30

Colour: Black
9 bar



Puncture-proof "solid rubber tyres"

24x1" (540-25)
A9000204201-004 € 119.10

Colour: Black

Not in combination with Spinergy drive wheels.



Accessories

24" MTB spare wheel set

with double rim (ETRTO 507), aluminum front hub, quick-release axle and stainless steel handrim
Mountain bike tyres, selectively:

A9000203410 € 682.90

24x1.75" Schwalbe "Marathon Plus"
Brake setting compatible with 24x1" wheel



A9000203413 € 682.90

24x2.1" Schwalbe "SMART SAM Sport"
Brake setting not compatible with 24x1" wheel



NOTE: We charge a surcharge for the use of drum brakes

A9000200004 € 221.10

Through axle with assistance, Large push button

A9000200096 € 102.70

Interlock dimension: 122 / 110 mm
Axle diameter: 12 mm
Not in conjunction with lockable drive wheel axle clip "Tetra Clip",
not in combination with one-hand drive



Lockable drive wheel axle clip "Tetra Clip"

A9000206400 € 161.60

Not in combination with Spinerger drive wheels,
one-hand drive, drum brake or Liteline hub



Hand air compressor with pressure gauge

A9000901100 € 103.20

up to 14 bar



Length-adjustable safety belt with buckle

A9000902100 € 78.30



Adjustable safety belt with hook and fastener

A9000902110 € 62.60



Crutch holder with flexible nylon cup

A9000902310* € 133.40



SIGMA lighting set

A9000903270 € 104.80

Consisting of front light and rear lights,
chargeable via Micro USB socket,
incl. Micro USB charging cable
Lighting set compliant with road traffic regulations



Transport bag for drive wheels

for 24" wheel
A9000903530-004 € 75.50
Ø 76 cm x 2 cm

for 26" wheel
A9000903530-006 € 75.50
Ø 83 cm x 2 cm



Further accessories (such as handbikes, steering attachments, etc.) see separate order form or www.proactiv-gmbh.de.

Notes and remarks:

Location, Date

Signature End customer/dealer

The signature field is intended for the consultant and insured person. This confirms that the intended equipment is intended for the insured person.

- 17 - 2024-06-01 / The prices are plus statutory value-added tax and shipping costs = Included in the basic price = Position selected
Order sheet SPEEDY A2 Rev. 06 UK